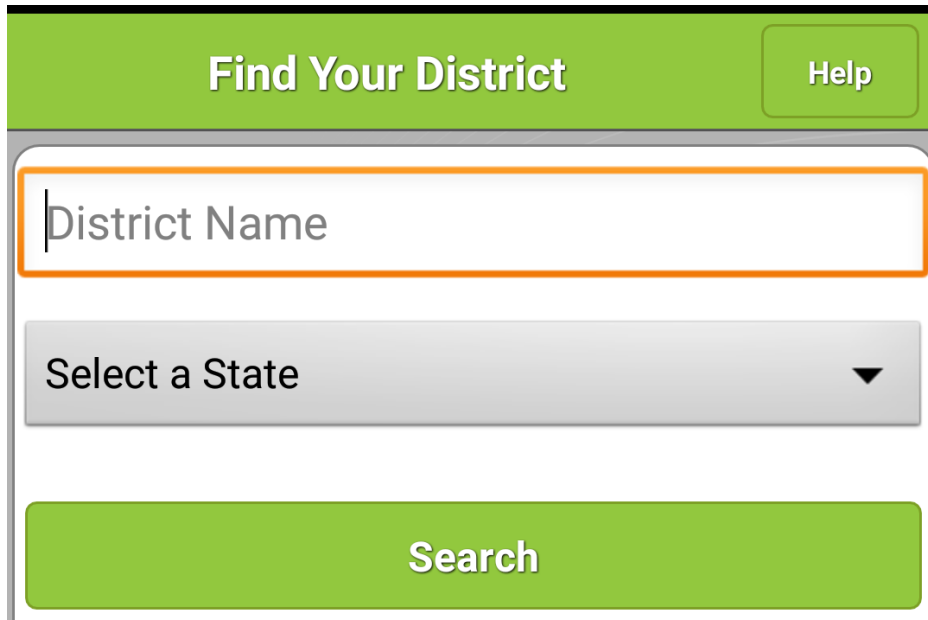
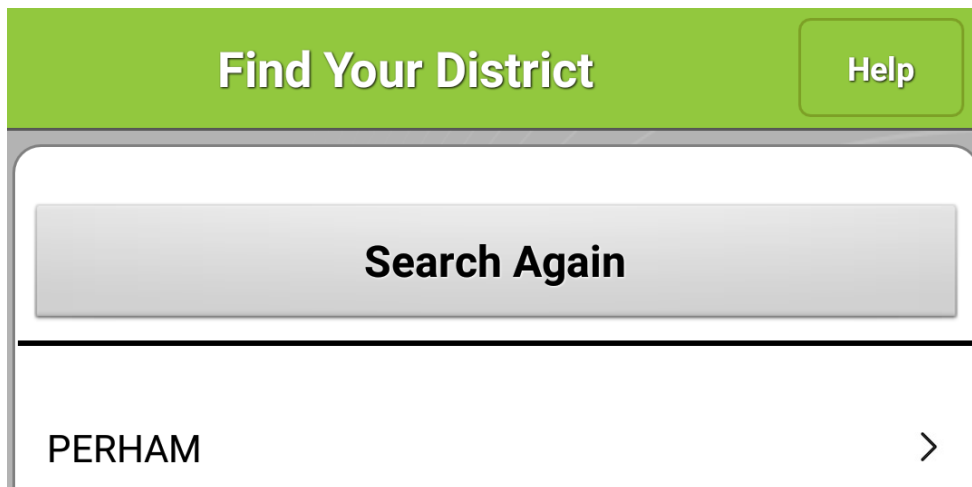


How to Use the Campus Mobile App

Logging in the first time: *If you have the app and are logged in, skip to page 2.*



Type Perham in where it says District Name, Select Minnesota from the Select a State drop down. Click Search.

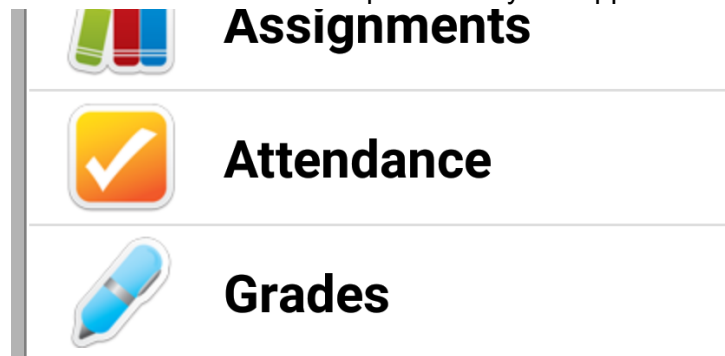


Click on PERHAM

You are now presented with a login screen. Enter your username and password. If you are used to logging in through a computer via a browser, this will be the same username and password. If you do not know your username or password, please contact your child's school. Once you have that information, log in to the portal.

FYI: This app can be used to view Attendance, Food Service balance/information.
Using the Campus App:

Your first student's name alphabetically will appear in the upper right corner of your screen.

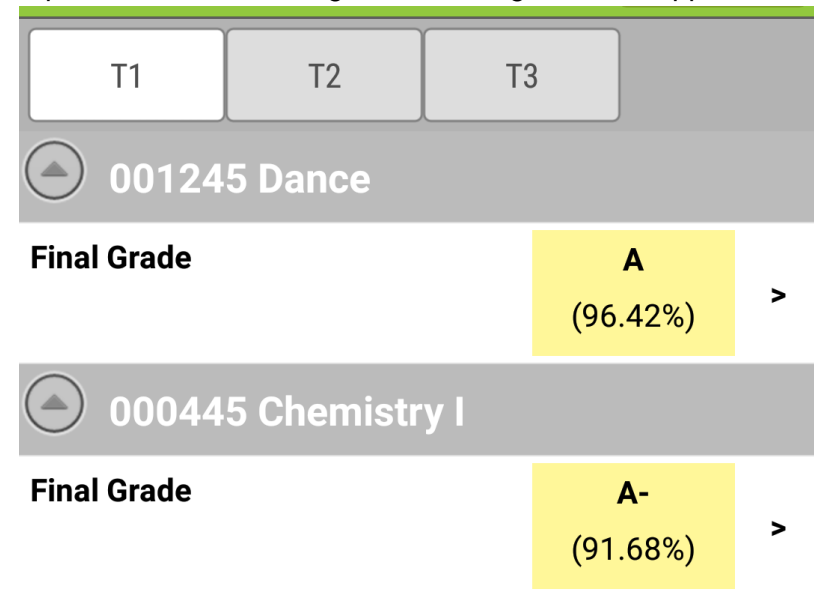


Assignments

Attendance

Grades

Tap Grades to see their grades. Their grades will appear in a list format



T1 T2 T3

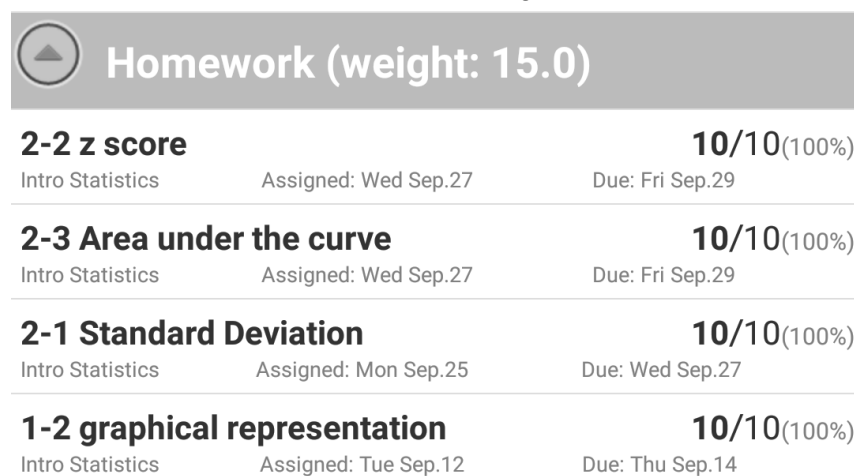
001245 Dance

Final Grade **A** (96.42%) >

000445 Chemistry I

Final Grade **A-** (91.68%) >

To see the individual assignments, click on the Grade. You will see a list of assignments, points, their score, whether it is marked missing. Etc.



Homework (weight: 15.0)

2-2 z score	10/10 (100%)
Intro Statistics Assigned: Wed Sep.27	Due: Fri Sep.29
2-3 Area under the curve	10/10 (100%)
Intro Statistics Assigned: Wed Sep.27	Due: Fri Sep.29
2-1 Standard Deviation	10/10 (100%)
Intro Statistics Assigned: Mon Sep.25	Due: Wed Sep.27
1-2 graphical representation	10/10 (100%)
Intro Statistics Assigned: Tue Sep.12	Due: Thu Sep.14

To change students, tap the name in the upper right corner and pick from the list.